CERTITOIT PNEUMATIQUE

Notice de montage

Parc SEGRO – ZAC de Lamirault – 42 rue de Lamirault – CS20762 – 77090 COLLEGIEN- Tél. : 01 60 37 79 50 – Fax. : 01 60 37 79 89

Composition du kit de fixation des vérins pneumatiques :

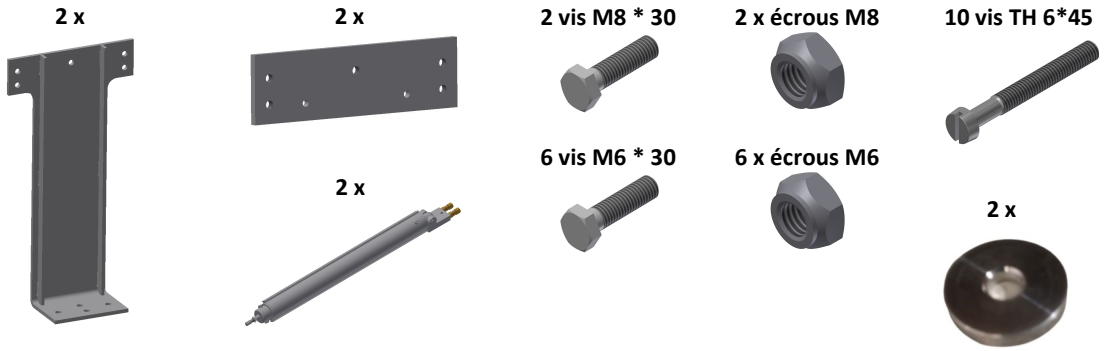

1. MONTAGE DES CONSOLES

PRE-PERÇAGES ET POSE DES CHAPES REALISES EN USINE



2. POSE DU DENFC

A. DEMONTER L'OUVRANT

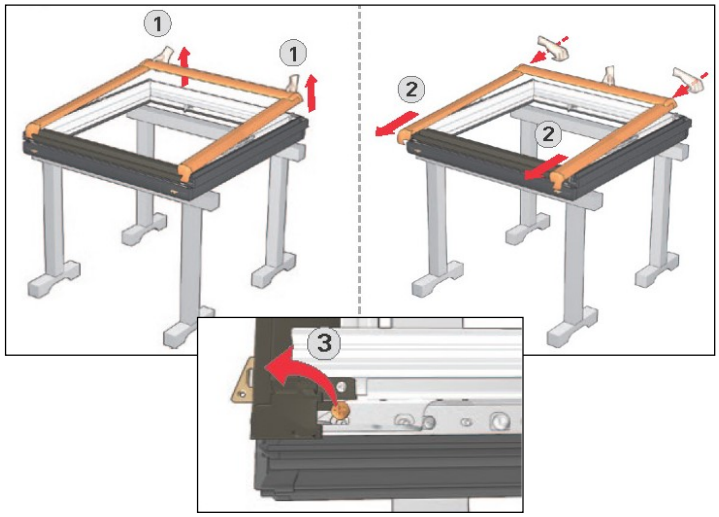

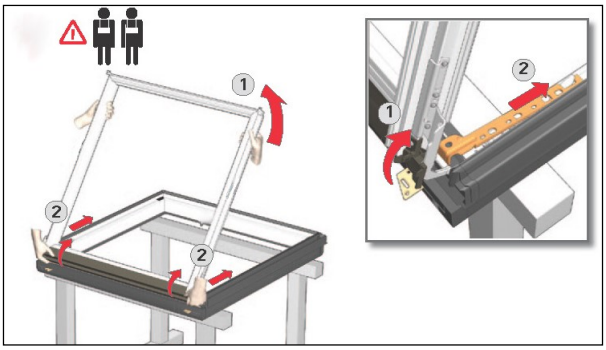

Parc SEGRO – ZAC de Lamirault – 42 rue de Lamirault – CS20762 – 77090 COLLEGIEN- Tél. : 01 60 37 79 50 – Fax. : 01 60 37 79 89

B. FIXER LES EQUERRES

8 x Ø 4 * 30

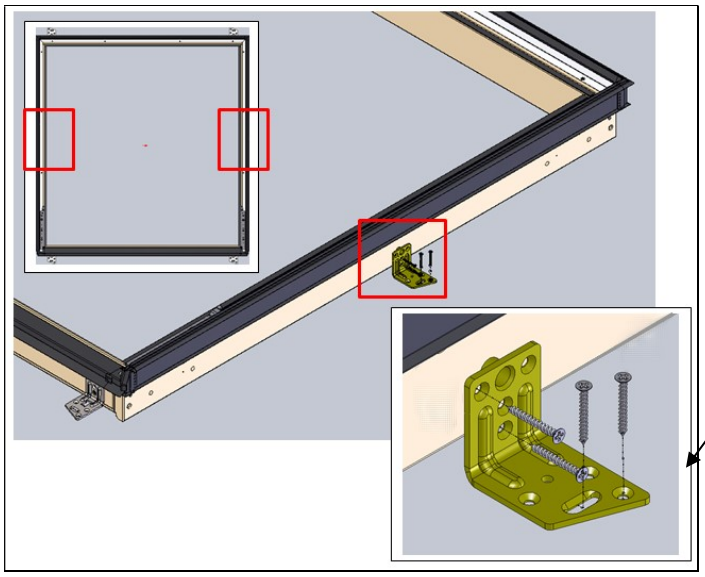

Uniquement pour le CERTITOIT 114/140

C. CALER ET FIXER LA FENETRE

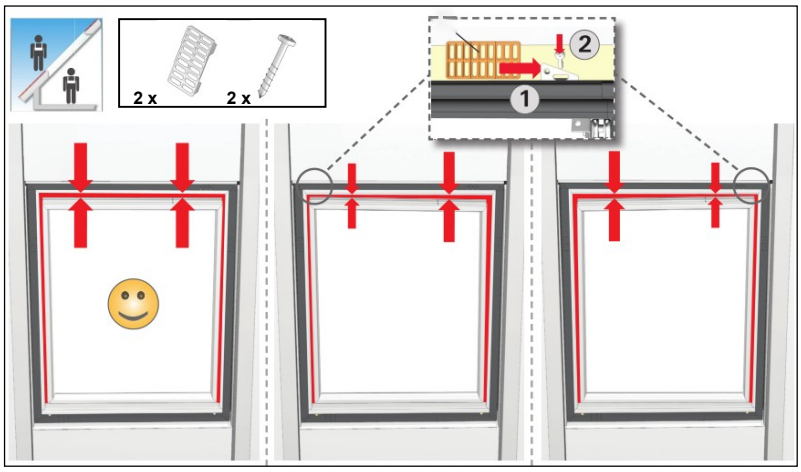

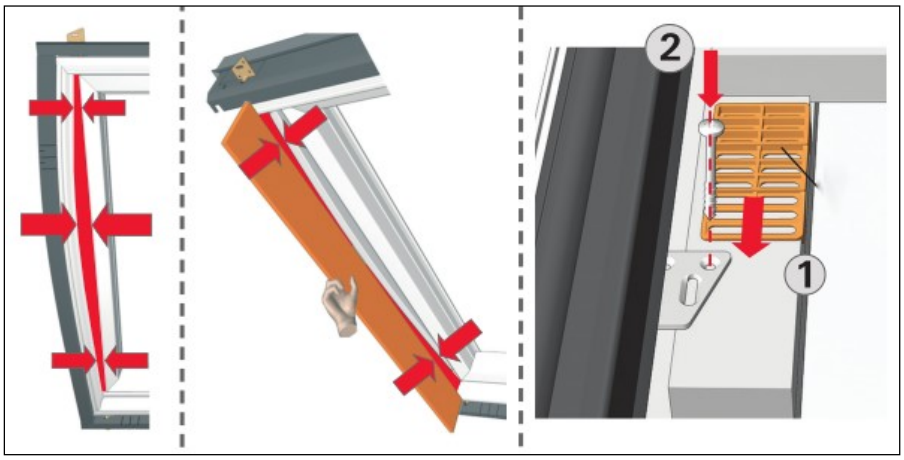

Parc SEGRO – ZAC de Lamirault – 42 rue de Lamirault – CS20762 – 77090 COLLEGIEN- Tél. : 01 60 37 79 50 – Fax. : 01 60 37 79 89

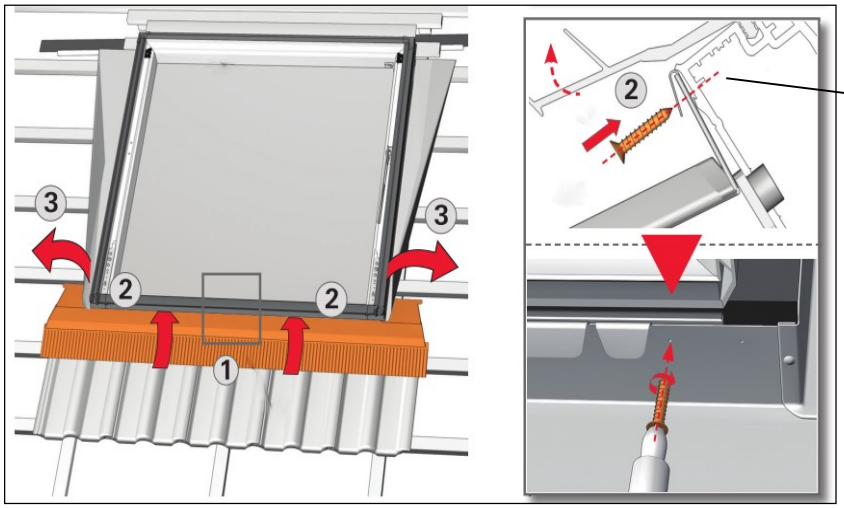

2 x Ø4*20

D. FIXER L'OUVRANT

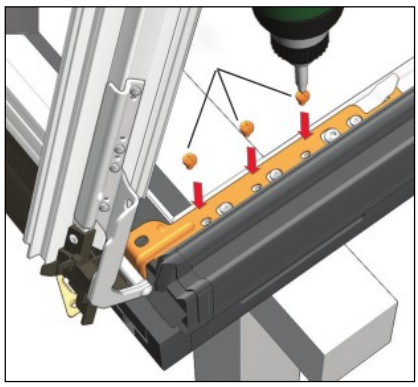

6 x M5*8

2 x



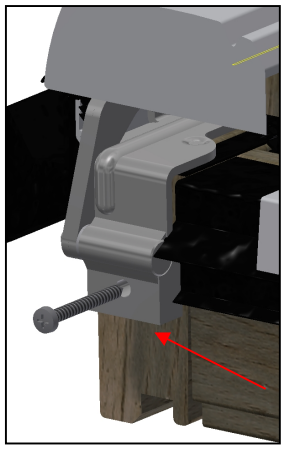

2 vis Ø4,5*60

3. MISE EN PLACE DES VERINS PNEUMATIQUES

6 x M6*30



6 x

CORPS SUR DORMANT

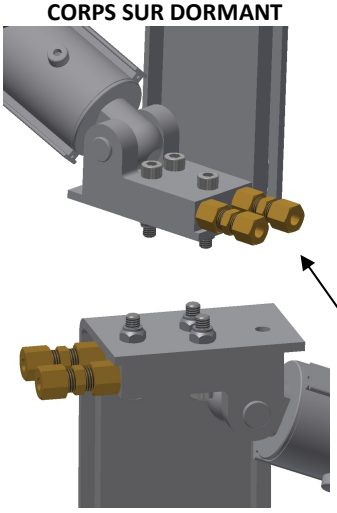

Côté paumelles

2 x M8 * 30



2 x

TIGE SUR OUVRANT



PREVOIR KIT 701 MINIMUM NON FOURNI